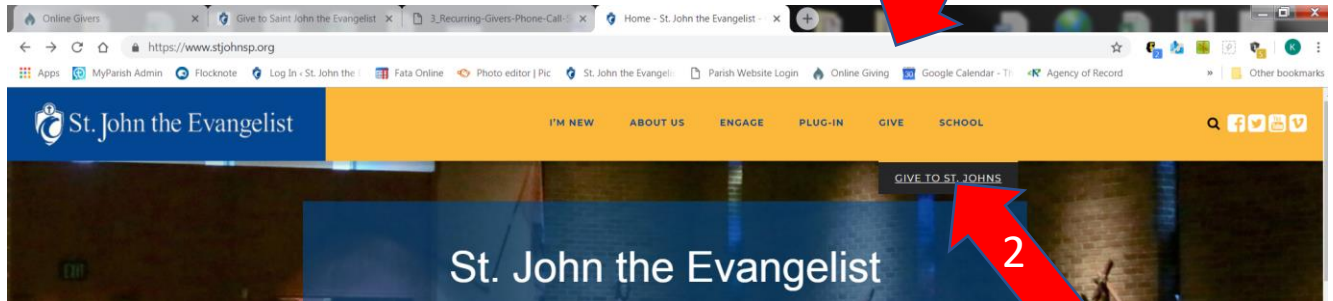


Step by Step PushPay Instructions

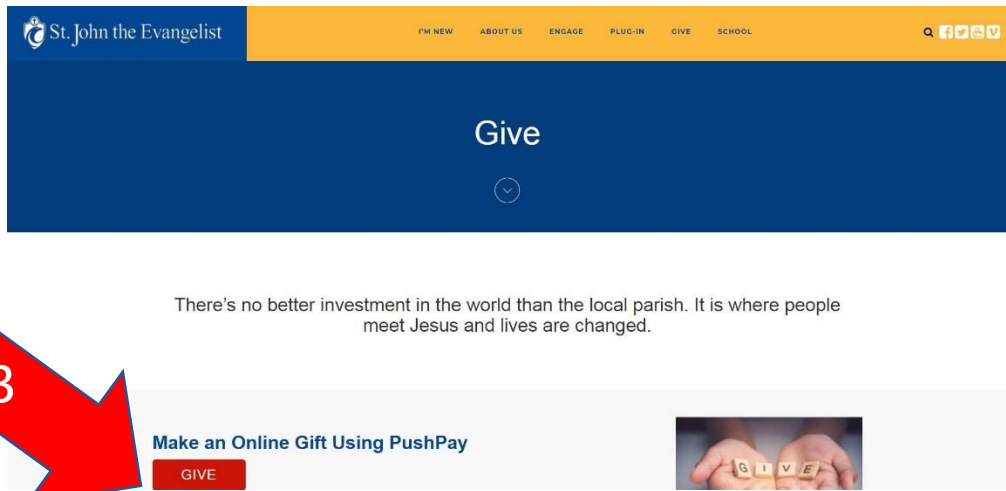
1. Online: from our homepage hover on GIVE then click JOHNS

on GIVE TO ST.

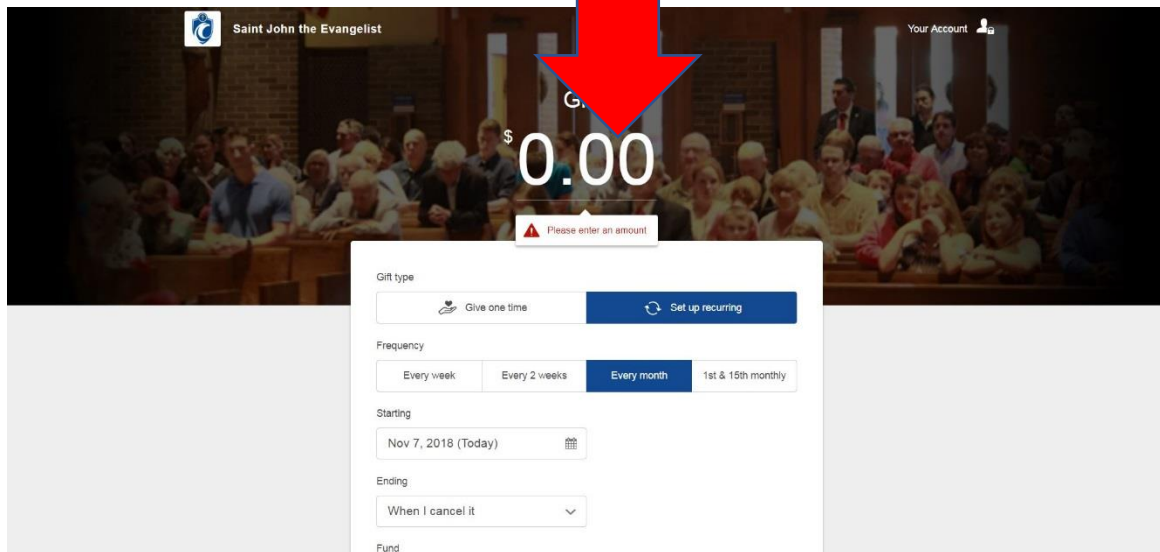


(OR type in www.stjohnsp.org/give)

Scroll down to the red box that says GIVE and click on it.



Enter your gift amount.



Click on Set up recurring or Give one time and fill in the information:


Gift type

 Give one time  Set up recurring

Frequency

Every week Every 2 weeks **Every month** 1st & 15th monthly

Starting


Nov 7, 2018 (Today) 

Ending

When I cancel it 



Ending


When I cancel it 
When I cancel it
After number of gifts
On a specific date

Fund

Offertory 

Fund

Offertory 
Offertory
Poor Box
Capital Campaign (FOV II)
Repairs & Maintenance
Faith Formation Support
School Support
Youth Ministry
Other



Click Next

Memo (optional)

Please specify other



Next

Next, verify your mobile number by entering your mobile number and click on Send code. You will receive a text with a 6-digit code.

VERIFY YOUR MOBILE NUMBER

Enter your number so we can send you a security code.

[How does mobile sign in work?](#)

Mobile number [Need help?](#)

US (201) 555-0123

Send code

Enter the 6-digit code and click on confirm

VERIFY YOUR MOBILE NUMBER

Enter the security code sent to your number [Resend code](#)

[< Change your number](#)

Security code [Need help?](#)

 Stay signed in [i](#)

Confirm

Need help?

Don't see your country listed?

Recurring gifts are not supported when giving as a guest

[Give as guest](#) [↗](#)

Receive a security code by voice call

[Send code via voice call](#) [>](#)

YOU DID IT! CONGRATULATIONS!!

If you do not have a mobile phone, you can receive your 6-digit code by clicking on need help.

